

GAMEDAY
LIGHTING



Gates Series



TOP PERFORMING LED SPORTS LIGHT

Up to 2000 W MHL Replacement
Power: 300W-1500W



DESIGNED FOR SPORTS FACILITIES

GATES SERIES

- Advanced anti-glare technology
- Beam angles ranging from 15° to 60°
- CRI>90
- Custom slim design for low wind resistance
- Up to 75% energy reduction
- Multi-volt wiring options
- Smart control capable
- Light weight
- Self-cleaning design
- Optional remote driver box


GATES SERIES

SELF-CLEAN HOUSING

Self-clean cold-forged heat sink housing with optimal heat performance, which can ensure longevity of light source and withstand harsh environments.

SMART CONTROL

The Gates Series transmits data wirelessly, allowing you to easily access and control scheduling and dimming. Each fixture's health and performance can be monitored to identify potential issues and prevent disruptions.



EASY INSTALLATION

Our Gates Series is the only LED field lighting system designed to fully use your existing infrastructure. Not only does this minimize installation time, it eliminates the expense for new poles, demolition, engineering, and foundation, reducing overall costs.



Stadiums



Recreational Sports



Multi-sports Halls



Swimming Pools



Transportation & Industrial Areas



Facades



Light Shows

SPECIFICATIONS

OPTIONAL ACCESSORIES



Knuckle assembly bracket



Small Driver Box



Rotatable Laser Pointer




Anti-Glare Ring



Slip Fitter Bracket



300W 400W
500W 600W



750W 1000W 1200W



1500W

	300W=48,000Lm 500W=75,000Lm 400W=60,000Lm 600W=90,000Lm	750W=102,500Lm 1200W=180,000Lm 1000W=150,000Lm	1500W=195,000Lm
	Up to 150Lm/W		
	5700K (5000K / 4000K available)		
CRI	70 / 80 / 90		
TLCI	Up to 90+		
	IP66		
	-104°F ~ 122°F / -40°C ~ 50°C		
	IK10		
	Ball proof		
	Line – Line 20kV, Line – FG 20kV		
	15.5kgs (34.17±1.1 lBS)	14.5kgs (31.97 lBS) Remote driver box	22Kgs (48.50 lBS) Remote driver box
	Resistant to sea side and swimming pool environment		
	Up to 100,000 h		
	10°~80° (design according project requirement)		
	EPA=0.137m² (1.478ft²)	EPA=0.218m² (2.353ft²)	EPA=0.32m² (3.5ft²)
	Textured different RAL on request		
	0-10V / PWM / BLUETOOTH / DALI/ DMX		





GATES SERIES


Max output 180,000 lumens

TLCI>90, Flicker Factor <1%

Optics options 10°~80°

Precise glare control

Up to 150lm/W



Easy Attach Bracket

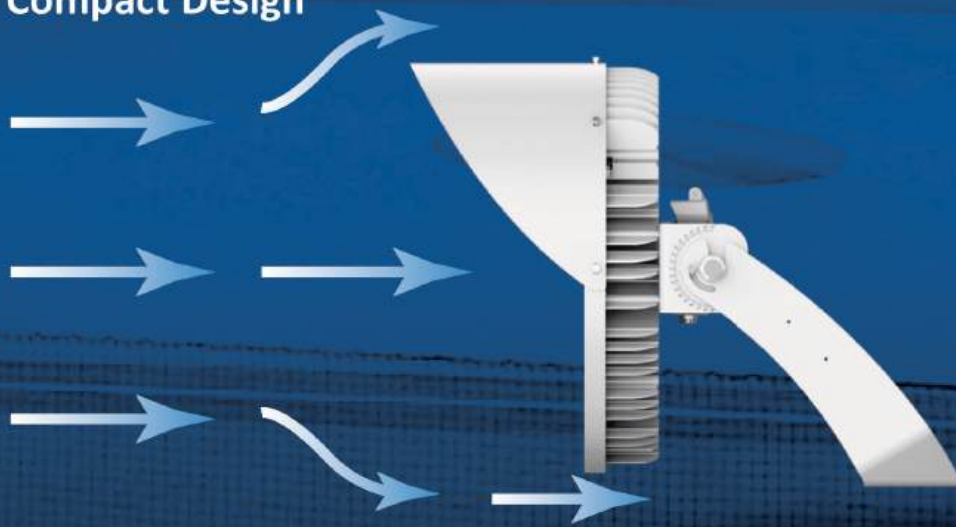
Bracket with slide-in gap
for quicker installation



Cold Forged Pure 1070 Aluminum Housing

Better heat dissipation and better corrosion-resistant than common Die-cast aluminum alloy(ADC12) ones

Compact Design



Lower EPA Wind Load

(300-600W): 1.478ft²
(750-1200W): 2.353ft²

Lighter Weight

(300-600W): 34.17lbs
(750-1200W): 31.97lbs

GATES SERIES



Tempered Glass

Protects the lens from turning yellow and allows for use in coastal areas



RGB Available

Available with RGB or RGBW



Flexible Installation

The driver can be installed integrated on the back of the fixture or separately



Visor

To avoid up light and spill light, improving light utilization



Laser Aiming Device

For precise positioning and bringing the light to the intended area



Metal Pipe

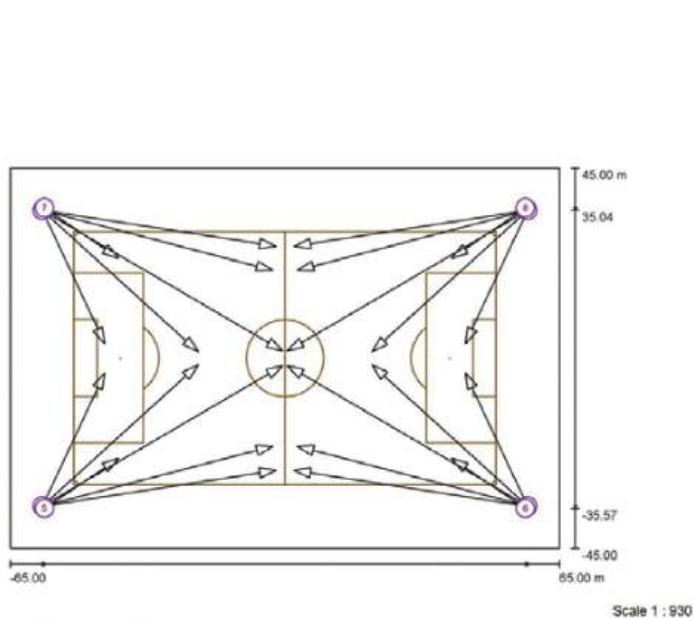
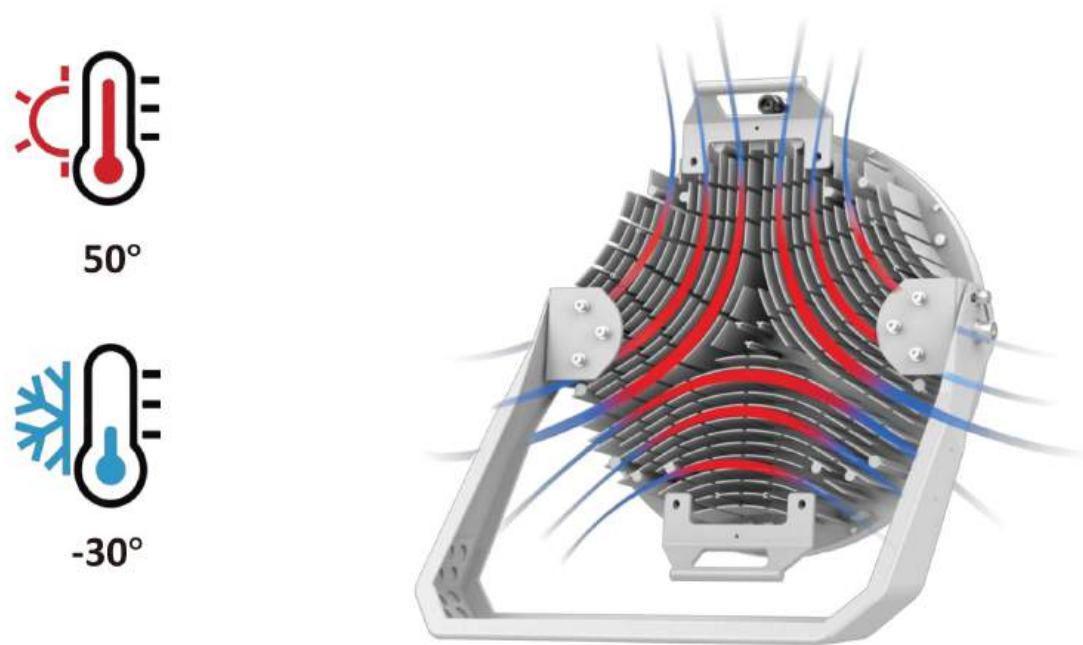
For protecting the wire from birds



Anti-Glare Ring

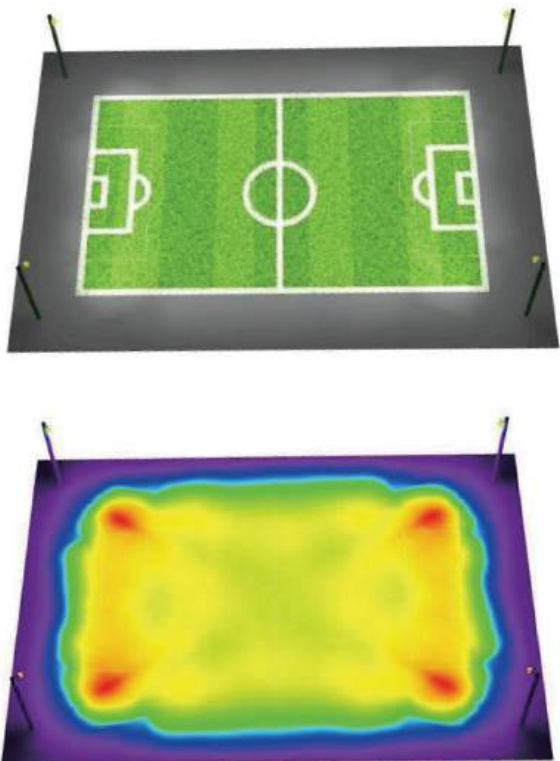
The glare is controlled to the lowest level for a more comfortable visual experience

Seamless link between aerometal materials and numerous heat sink vents to improve thermal management and guarantee the stability of lighting system



List of the Sport Luminaire

Luminaire	Index	Position[m]			Aiming Point[m]		Angle [°]	Alignment	Pole
		X	Y	Z	X	Y	Z		
ASP04-600W-600W-25D	1	-57.463	-35.038	25.000	-2.862	-20.607	0.000	23.9 (C 0, G 0)	/
ASP04-600W-600W-25D	1	-57.463	-35.038	25.000	-2.162	-26.508	0.000	24.1 (C 0, G 0)	/
ASP04-600W-600W-25D	1	-57.463	-35.038	25.000	-20.570	-1.512	0.000	28.6 (C 0, G 0)	/
ASP04-600W-600W-25D	1	-57.463	-35.038	25.000	-42.691	-3.412	0.000	35.6 (C 0, G 0)	/



INSTALLATION OPTIONS



WATTAGES



300W / 400W
500W / 600W




750W / 1000W
1200W



1500W

6 MOUNTING OPTIONS



Integrated
Driver Box



Remote Mounting
Driver Box



Integrated with
Driver Box



Hook Mount as
High Bay



Knuckle Assembly
Bracket



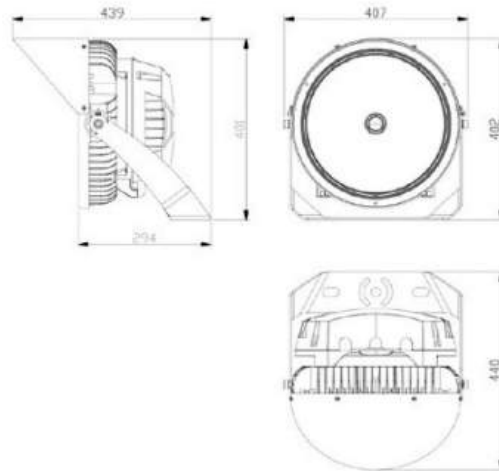
Arm Mount

Due to the constant improvements in product development, individual parameters might change. Please refer to our sales or R&D team for most up-to-date content as specifications are subject to change without notice.

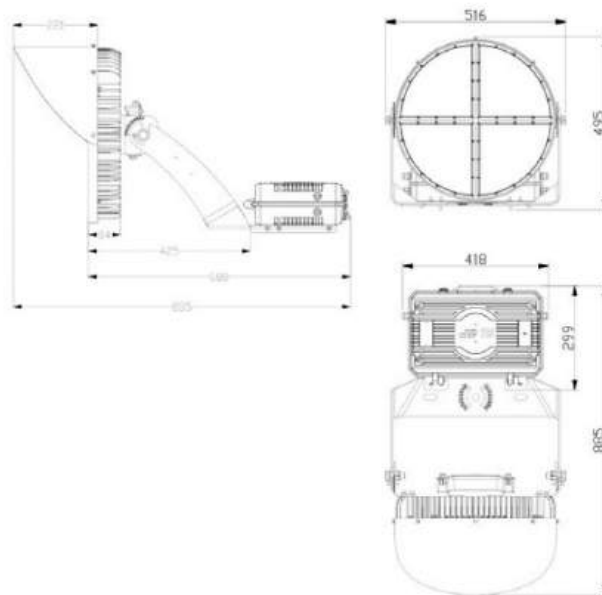
DETAILED DATA SHEET

Model Name		Gates Q300	Gates Q400	Gates Q500	Gates Q600	Gates Q750	Gates Q1000	Gates Q1200
Power Consumption		300W	400W	500W	600W	750W	1000W	1200W
Light Source		OSRAM / Lumileds						
CCT		5700K (5000K / 4000K Available)						
Luminous Flux * (lm)		48,000	60,000	75,000	90,000	112,500	150,000	180,000
Luminous Efficacy *(Lm/W)		160	150	160	150	150	150	150
CRI		70 Ra						
Light Distribution		15°, 30°, 40°, 60° (Design according project requirement)				15°, 20°, 25°, 40°, 60° (Design according project requirement)		
LED Driver		INVENTRONICS (Can be equipped with customer's local power supply)						
Input Voltage		AC100-277V/ 200-480V						
Frequency		50 / 60 Hz						
Power Factor		≥0.9 at Max load						
FF(Flicker Factor)		< 2%						
Power Efficiency		≥0.95						
THD		<15%						
Surge Protection		Line – Line 20kV, Line – FG 20kV						
Control Method		0-10V / DALI/ DMX						
EPA		0.137m ² 1.478ft ²		0.198m ² 2.13ft ²				
Size	Inch	16.02*11.57*15.83(inch)				20.31*16.73*19.49(inch)		
	mm	407*294*402mm				516*425*495mm		
Weight (Remote Mounting Driver Box)	Lamp	/				14.5kgs (31.97 IBS)		
	Driver Box	/				8.5kgs (18.74 IBS)		
Weight (Integrated with Driver Box)		15±0.5kgs (33.01±1.1 IBS)				24±0.5kgs (52.92±1.1 IBS)		
Material	Body	Die cast aluminum				Cold forging aluminum		
	Optic	PC (Anti UV & Dust)						
	Cover (optional)	Tempered Glass , Shatter Proof						
Finish		Powder Coating				Electrophoresis		
IP Rating		IP66						
Operating Temperature		-22°F~122°F / -30°C ~ 50°C						
Warranty		10 Years						

Gates Q300/Q400/Q500/Q600



Gates Q750/Q1000/Q1200





ANTI-GLARE REFLECTOR OPTICAL




Gates Q1500W

The 8.35mm deep reflector design optical system can greatly reduce the glare effect of the LED fixture. The new anti-glare optical system used on this product keeps the light from spilling behind the fixture. It is designed to only throw light forward and enhance the spectator experience.


OPTICAL

TLCI>90, Broadcast Ready for >1000fps, HD|4K|8K, enable TV broadcasters to film super-slow-motion replays with a flicker factor <1%. Engineered by adopting seamless link of advanced free-form optics.


- Optics designed with unique “multi scales lenses” to make uniform light distribution and glare-reducing.
- High transmittance PC cover, anti-UV, IK08 protective grade, prevent LED chips vulcanization and dust accumulation on the lens.
- Symmetrical light distribution enhancing uniformity of vertical and horizontal, meanwhile reducing light spill, especially back pole light in residential areas.




10°




15°




20°



40°

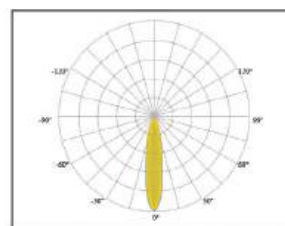


60°

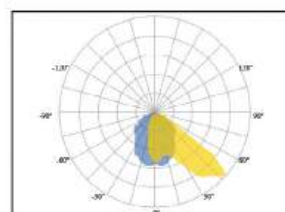


80°

New Anti-Glare Reflector Optical



20° Symmetric Optic
Eff:128.95lm/W

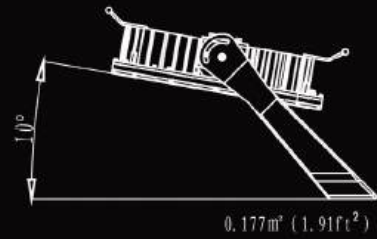


P50 Asymmetric Optic
Eff:122.64lm/W

EPA

The Gates Series offers exceptional wind resistance capabilities, making it an ideal choice for areas prone to high winds. The fixture's EPA wind rating is critical to ensuring that it can withstand high wind conditions.

The low front and side EPA values of the Gates Series for the higher wattage options are 3.5 ft² and 1.4 ft², making it a safe and reliable choice for installation in areas with severe wind speeds.



Luminaire windage area
(EPA at 10° tilt: 1.91 ft²)

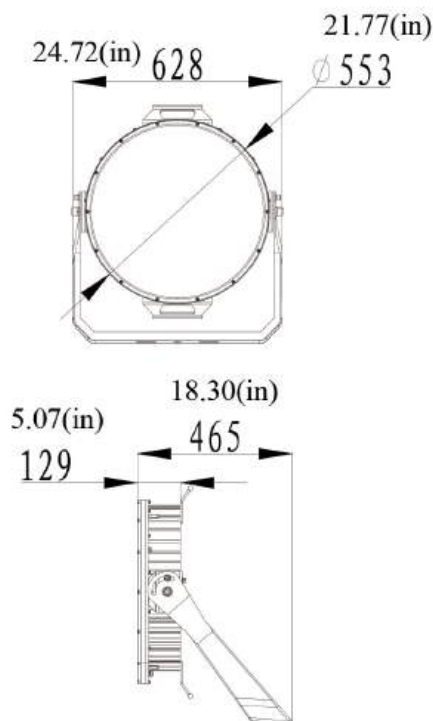


ANTI-GLARE REFLECTOR OPTICAL DATA SHEET

Gates-Q1500W



SIZE: INCHES



AL1070

LED Type	Osram/Lumileds
System Efficacy	130 lm/W (CCT=5700K) $\pm 5\%$
Luminous Flux	195000 lm (CCT=5700K) $\pm 5\%$
CCT	5000K/5700K/6500K
Beam Angle	15°/25°/40°/60°/P50°
CRI	>70Ra
EPA	3.5ft ²

ELECTRICAL PARAMETER

Power Supply	Inventronics/Moso
Input Voltage	AC100-277V/240-480V
Power Frequency	50/60 Hz
Output Voltage	DC 350-400V
Output Current	4.35A
Power Efficiency	>95%
Power Factor	0.96
Total Harmonic Distortion	<20%

OPTIONAL INFORMATION

Operating Humidity	15-90%RH
Storage Temperature	-40°C ~70°C
Junction Temperature	<75°C (Ta=30°C)

GENERAL INFORMATION

System Power Consumption	1500W
Application	Outdoor
Fixture Material	AL1070
Ingress Protection	IP66
Life Span	>100000Hrs (Ta=30°C @L70)
Operating Temperature	-40°C ~50°C
Luminaire Net Weight	22kg/48.5lbs (Remote driver)
Outlook Dimensions	553*129mm (21.77*5.07 inch)

ORDER BY PART NUMBER

Use this table to define your Gates Series fixture part number

Q	K	CRI	V	Color	Deg	Options
300	40	70	NV-120-277	GR-grey	10	VZ-Visor
400	50	80	HV-277-480	BL-black	15	RD-Remote Driver
500	57	90		WH-white	20	ID-Integrated Driver
600				C-custom	40	YK-Yoke Mount
750					60	KN-Knuckle Mount
1000					80	SF-Slipfit Mount
1200						AGR-Anti-Glare Ring
1500						

How it works

Fill in the blanks below using the information from the table above:

Gates - Q _____ - ____ K - ____ CRI - _____ - _____ - _____ - _____

Part Number Example: Gates Series fixture of 1200w, 5000k, 80cri, 480v, white, 40 degrees with a yoke mount, remote driver, and anti-glare ring:

Gates-Q**1200-50K-80CRI-HV-WH-40-YK-RD-AGR**

Visit us at **gamedaylighting.com**

Lighting for All Sports

CALL OR TEXT US TODAY

- 913.444.6195
- sales@gamedaylighting.com

